


Best Practices

First Run Experience in Collaborative Scope



Microsoft Teams Ecosystem



1. Tab Configuration Page

Tab configuration page is the first landing page that gets exposed to customers when they are adding any app to a group or channel. This page should give a snapshot of the overall tab experience of the app; however, it should not be very verbose as to minimize the attention load



Teams



Pinned

Marketing Northwind Traders

Your teams

Contoso



General

Design kanban board



Project 2

Project 3

Project 4

32 hidden channels

Tailspin Traders



Account Team



General

Accounting

Finance

Fiscal Year Planning

6 hidden channels

More



Apps



Help

Join or create a team



Contoso

Posts Kanban board Files Wiki +

Team Confidential ... Info



Contoso

Tab configuration



Project Kanban board

Contoso app for Microsoft Teams brings the well known Contoso project management experience into your collaboration environment.

Enter values for the following fields to pin the Kanban board for your entire team to view and take action:

Choose project

Select project



Type a name for this board

Enter name here

Not sure what pinning a tab does? [Learn more here](#)

Post to the channel about this tab

Save


2. Pre-fill Input Fields

Some tab configuration pages might require a certain number of fields to be filled by the customer before the right experiences can be shown to all the channel or group members. If this is the case, you will save some time for the users by pre-filling input fields and thereby provide hints about the fields as well

- Activity
- Chat
- Teams
- Calendar
- Calls
- Contoso
- Apps
- Help

Teams

- Pinned
- Marketing Northwind Traders
- Your teams
- Contoso
 - General
 - Design kanban board
 - Project 2
 - Project 3**
 - Project 4
 - 32 hidden channels
 - Tailspin Traders
 - Account Team
 - General
 - Accounting**
 - Finance**
 - Fiscal Year Planning
 - 6 hidden channels
- More
- Join or create a team



Contoso

Tab configuration

✕

Project Kanban board

Contoso app for Microsoft Teams brings the well known Contoso project management experience into your collaboration environment.
Enter values for the following fields to pin the Kanban board for your entire team to view and take action:

Choose project

Design

Type a name for this board

Kanban board

Not sure what pinning a tab does? [Learn more here](#)

Post to the channel about this tab

Save

3. Default Name of the Tab

Usually, the app name is taken as the de-facto name of the channel or group tab. A smart approach over here would be to provide a default name to the tab that also elucidates subtly about the functionality of your app in collaborative scope



- Activity
- Chat
- Teams
- Calendar
- Calls
- Contoso
- Apps
- Help

Teams

- Pinned
- Marketing Northwind Traders
- Your teams
- Contoso
 - General
 - Design kanban board 2
 - Project 2
 - Project 3**
 - Project 4
 - 32 hidden channels
 - Tailspin Traders
 - Account Team
 - General
 - Accounting**
 - Finance**
 - Fiscal Year Planning
 - 6 hidden channels
- More
- Join or create a team

Project > Product launch > **Design**

Create task

To do (3)

- + (Add task)
- D312**
Client meeting
Duis aute irure dolor in reprehenderit in volupt velit esse cillum dolore eu fugiat nulla.
 4
- D203**
Analytics tags
Duis aute irure dolor in reprehenderit in volupt velit esse cillum dolore eu fugiat nulla.
 4
- D113**
Bug fixing
Duis aute irure dolor in reprehenderit in volupt velit esse cillum dolore eu fugiat nulla.
 4

In-progress (3)

- + (Add task)
- D131**
Finishing touches
Duis aute irure dolor in reprehenderit in volupt velit esse cillum dolore eu fugiat nulla.
 4
- D154**
Design
Duis aute irure dolor in reprehenderit in volupt velit esse cillum dolore eu fugiat nulla.
 4
- D215**
Adding content and images
Duis aute irure dolor in reprehenderit in volupt velit esse cillum dolore eu fugiat nulla.
 4

Closed (2)

- + (Add task)
- D102**
Mock-ups
Duis aute irure dolor in reprehenderit in volupt velit esse cillum dolore eu fugiat nulla.
 4
- D142**
Specs
Duis aute irure dolor in reprehenderit in volupt velit esse cillum dolore eu fugiat nulla.
 4



- Activity
- Chat
- Teams
- Calendar
- Calls
- Contoso
- More
- Apps
- Help

Teams

- Pinned
- Marketing Northwind Traders
- Your teams
- Contoso
 - General
 - Design kanban board 2
 - Project 2
 - Project 3**
 - Project 4
 - 32 hidden channels
 - Tailspin Traders
 - Account Team
 - General
 - Accounting**
 - Finance**
 - Fiscal Year Planning
 - 6 hidden channels
- More
- Join or create a team



Welcome, Daniela

Project > Product launch > **Design**

☰ [Create task](#)

To do (3)

+ (Add task button)

D312
Client meeting

Duis aute irure dolor in reprehenderit in volupt velit esse cillum dolore eu fugiat nulla.

🔗 4

D203
Analytics tags

Duis aute irure dolor in reprehenderit in volupt velit esse cillum dolore eu fugiat nulla.

🔗 4

D113
Bug fixing

Duis aute irure dolor in reprehenderit in volupt velit esse cillum dolore eu fugiat nulla.

In-progress (3)

+ (Add task button)

D131
Finishing touches

Duis aute irure dolor in reprehenderit in volupt velit esse cillum dolore eu fugiat nulla.

🔗 4

D154
Design

Duis aute irure dolor in reprehenderit in volupt velit esse cillum dolore eu fugiat nulla.

🔗 4

D215
Adding content and images

Duis aute irure dolor in reprehenderit in volupt velit esse cillum dolore eu fugiat nulla.

Closed (2)

+ (Add task button)

D102
Mock-ups

Duis aute irure dolor in reprehenderit in volupt velit esse cillum dolore eu fugiat nulla.

🔗 4

D142
Specs

Duis aute irure dolor in reprehenderit in volupt velit esse cillum dolore eu fugiat nulla.

🔗 4

4. Welcome Message

If your app has a bot then it is always recommended to have the bot post a welcome message in the channel or group that delivers features of the app that aids collaboration



- Activity
- Chat
- Teams
- Calendar
- Calls
- Contoso
- More
- Apps
- Help

Teams

- Pinned
 - Marketing Northwind Traders
- Your teams
 - Contoso
 - General
 - Design kanban board 2
 - Project 2
 - Project 3**
 - Project 4
 - 32 hidden channels
 - Tailspin Traders
 - Account Team
 - General
 - Accounting**
 - Finance**
 - Fiscal Year Planning
 - 6 hidden channels
- More
 - Join or create a team

Contoso

Posts Kanban board Files Wiki +

Team Confidential ...

4 replies from Maja, Franz, and Miguel

Daniela Mandera 9:18 AM


I'm not confident in recommending option 2 or 5 again and feel that we should cut those options from the deck. We've discussed

Reply

Contoso 10:00 AM

Contoso was installed in General channel!

Now that you have installed Contoso project management app, use it to view tasks in Kanban board and take actions on it



Pin Kanban board to the tab to see the latest update in your project

[Go to tab](#) [Learn more](#)

Type a new message

- Attachment icon
- Link icon
- Emoji icon
- GIF icon
- App icon
- More options icon





Teams



Contoso

Posts Kanban board Files Wiki +

Team Confidential ... i

Pinned

Marketing
Northwind Traders

Your teams

Contoso ...

General

Design kanban board 2

Project 2

Project 3

Project 4

32 hidden channels

Tailspin Traders ...

Account Team ...

General

Accounting

Finance

Fiscal Year Planning

6 hidden channels

More

Join or create a team

4 replies from Maja, Franz, and Miguel

Daniela Mandera 9:18 AM

I'm not confident in recommending option 2 or 5 again and feel that we should cut those options from the deck. We've discussed

Reply



Contoso 10:00 AM

Contoso was installed in General channel!

Now that you have installed Contoso project management app, use it to view tasks in Kanban board and take actions on it



Create new tasks from your team and assign them to your teammates

Create task

Learn more

Type a new message





- Activity
- Chat
- Teams
- Calendar
- Calls
- Contoso
- More
- Apps
- Help

Teams

- Pinned**
- Marketing Northwind Traders
- Your teams**
- Contoso
 - General
 - Design kanban board 2
 - Project 2
 - Project 3**
 - Project 4
 - 32 hidden channels
 - Tailspin Traders
 - Account Team
 - General
 - Accounting**
 - Finance**
 - Fiscal Year Planning
 - 6 hidden channels
- More
- Join or create a team

Contoso

Posts Kanban board Files Wiki +

Team Confidential

4 replies from Maja, Franz, and Miguel

Daniela Mandera 9:18 AM

I'm not confident in recommending option 2 or 5 again and feel that we should cut those options from the deck. We've discussed

Reply

Contoso 10:00 AM

Contoso was installed in General channel!

Now that you have installed Contoso project management app, use it to view tasks in Kanban board and take actions on it

Update task, set a due date and change status from the Contoso tab

[Go to tab](#) [Learn more](#)

Type a new message

- Text
- Link
- Emoji
- GIF
- App
- Calendar
- More



5. Limited Bot Scope

Some of the bots are designed for personal experiences and hence, may not have support commands in collaborative scope. In such scenarios, do not forget to mention to the users that they might want to check the personal app to use the pertaining commands.

- Activity
- Chat
- Teams
- Calendar
- Calls
- Contoso
- Apps
- Help

Teams

- Pinned
 - Marketing Northwind Traders
- Your teams
 - Contoso
 - General
 - Design kanban board 2
 - Project 2
 - Project 3**
 - Project 4
 - 32 hidden channels
 - Tailspin Traders
 - Account Team
 - General
 - Accounting**
 - Finance**
 - Fiscal Year Planning
 - 6 hidden channels
- More
 - Join or create a team

Contoso

- Posts
- Kanban board
- Files
- Wiki
- +

Team Confidential

Polly

Reply



Ranjana Sharma (Ushta Te Consultancy Services) 2/25 2:07 PM
Added a new tab at the top of this channel. Here's a link.

Free/Busy Calendar

Reply



Daniela Bowen 10:30 AM
Contoso help

23

4 replies from you and Contoso



Contoso 10:34 AM
Please use the Contoso bot in personal app to get your tasks done. Currently, the Contoso bot doesn't support channel/group scope.

Reply

Type a new message

- Attachment icon
- Link icon
- Emoji icon
- GIF icon
- Video icon
- Calendar icon
- More options icon



6. Exit criterion for users

In most of the cases, users are required to sign-in to start using the app. Often, we forget to provide a sign-out button to the users to exit the app. This is a critical requirement for app developers and needs attention while designing the tab view.



- Activity
- Chat
- Teams
- Calendar
- Calls
- Contoso
- Apps
- Help

Teams

- Pinned
- Marketing Northwind Traders
- Your teams
- Contoso
 - General
 - Design kanban board 2
 - Project 2
 - Project 3**
 - Project 4
 - 32 hidden channels
 - Tailspin Traders
 - Account Team
 - General
 - Accounting**
 - Finance**
 - Fiscal Year Planning
 - 6 hidden channels
- More
- Join or create a team

Project > Product launch > **Design**

Create task

To do (3)

- D312**
Client meeting
Duis aute irure dolor in reprehenderit in volupt velit esse cillum dolore eu fugiat nulla.
 4
- D203**
Analytics tags
Duis aute irure dolor in reprehenderit in volupt velit esse cillum dolore eu fugiat nulla.
 4
- D113**
Bug fixing
Duis aute irure dolor in reprehenderit in volupt velit esse cillum dolore eu fugiat nulla.
 4

In-progress (3)

- D131**
Finishing touches
Duis aute irure dolor in reprehenderit in volupt velit esse cillum dolore eu fugiat nulla.
 4
- D154**
Design
Duis aute irure dolor in reprehenderit in volupt velit esse cillum dolore eu fugiat nulla.
 4
- D215**
Adding content and images
Duis aute irure dolor in reprehenderit in volupt velit esse cillum dolore eu fugiat nulla.
 4

Closed (2)

- D102**
Mock-ups
Duis aute irure dolor in reprehenderit in volupt velit esse cillum dolore eu fugiat nulla.
 4
- D142**
Specs
Duis aute irure dolor in reprehenderit in volupt velit esse cillum dolore eu fugiat nulla.
 4

- Filter
- Sort by
- Assigned to
- Change view
- Settings
- Logout**

7. Settings option in tab header

Tabs configuration is an evolving process and users are sometimes required to go back to the tab configuration page to reconfigure a few of the input fields. To ease this process, always include the 'Settings' option in the tab header.



Teams



Contoso

Posts

Kanban board

Files

Wiki

Tab



Team Confidential



Pinned

Marketing Northwind Traders

Your teams

Contoso

General

Design kanban board 2

Project 2

Project 3

Project 4

32 hidden channels

Tailspin Traders

Account Team

General

Accounting

Finance

Fiscal Year Planning

6 hidden channels

More

Join or create a team



Project > Product launch

Setting

Rename

Remove

To do (3)

+ (Add task)

D312

Client meeting

Duis aute irure dolor in reprehenderit in volupt velit esse cillum dolore eu fugiat nulla.



4

D203

Analytics tags

Duis aute irure dolor in reprehenderit in volupt velit esse cillum dolore eu fugiat nulla.



4

D113

Bug fixing

Duis aute irure dolor in reprehenderit in volupt velit esse cillum dolore eu fugiat nulla.



4

In-progress (3)

+ (Add task)

D131

Finishing touches

Duis aute irure dolor in reprehenderit in volupt velit esse cillum dolore eu fugiat nulla.



4

D154

Design

Duis aute irure dolor in reprehenderit in volupt velit esse cillum dolore eu fugiat nulla.



4

D215

Adding content and images

Duis aute irure dolor in reprehenderit in volupt velit esse cillum dolore eu fugiat nulla.



4

Closed (2)

+ (Add task)

D102

Mock-ups

Duis aute irure dolor in reprehenderit in volupt velit esse cillum dolore eu fugiat nulla.



4

D142

Specs

Duis aute irure dolor in reprehenderit in volupt velit esse cillum dolore eu fugiat nulla.



4

Create task

8. Help Thy Users!

Another important aspect of tab configuration page is to provide a CTA to the users to access help for understanding the tab experience of the app. This CTA can either deep-link users to the personal help tab or may open a hyperlink in the browser.
PS: Extra points for keeping the users inside Teams!



Teams



Contoso

Posts Kanban board Files Wiki +

Team Confidential ... Info

Pinned

Marketing Northwind Traders

Your teams

Contoso ...

General

Design kanban board 2

Project 2

Project 3

Project 4

32 hidden channels

Tailspin Traders ...

Account Team ...

General

Accounting

Finance

Fiscal Year Planning

6 hidden channels

More



Apps



Help

Join or create a team



Contoso

Tab configuration



Project Kanban board

Contoso app for Microsoft Teams brings the well known Contoso project management experience into your collaboration environment.

Enter values for the following fields to pin the Kanban board for your entire team to view and take action:

Choose project

Select project



Type a name for this board

Enter name here

Not sure what pinning a tab does? [Learn more here](#)

Post to the channel about this tab

Save

9. In-app Navigation

Some apps display multiple levels of views inside a tab. In such cases, always provide the navigation path to the users in the form of breadcrumb or hamburger menu

Teams

- Pinned
 - Marketing Northwind Traders
- Your teams
 - Contoso
 - General
 - Design kanban board 2
 - Project 2
 - Project 3**
 - Project 4
 - 32 hidden channels
 - Tailspin Traders
 - Account Team
 - General
 - Accounting**
 - Finance**
 - Fiscal Year Planning
 - 6 hidden channels
- More
 - Join or create a team

Project > Product launch > Design

To do (3)

- D312**
Client meeting
Duis aute irure dolor in reprehenderit in volupt velit esse cillum dolore eu fugiat nulla.
4
- D203**
Analytics tags
Duis aute irure dolor in reprehenderit in volupt velit esse cillum dolore eu fugiat nulla.
4
- D113**
Bug fixing
Duis aute irure dolor in reprehenderit in volupt velit esse cillum dolore eu fugiat nulla.
4

In-progress (3)

- D131**
Finishing touches
Duis aute irure dolor in reprehenderit in volupt velit esse cillum dolore eu fugiat nulla.
4
- D154**
Design
Duis aute irure dolor in reprehenderit in volupt velit esse cillum dolore eu fugiat nulla.
KN DF EP 4
- D215**
Adding content and images
Duis aute irure dolor in reprehenderit in volupt velit esse cillum dolore eu fugiat nulla.
KN DF EP 4

Closed (2)

- D102**
Mock-ups
Duis aute irure dolor in reprehenderit in volupt velit esse cillum dolore eu fugiat nulla.
4
- D142**
Specs
Duis aute irure dolor in reprehenderit in volupt velit esse cillum dolore eu fugiat nulla.
4

Create task

- Filter
- Sort by
- Assigned to
- Change view
- Settings
- Log out

Thank You

Microsoft Teams Ecosystem

